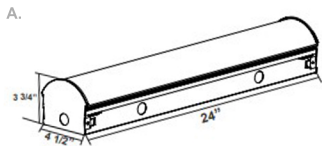
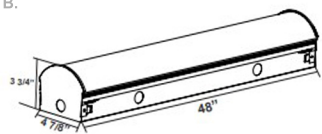


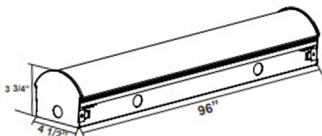
# Emergency & Sensor LED Strip Lights



24"(L) x 3"(W) x 3 1/4"(H)



48"(L) x 3"(W) x 3 1/4"(H)



96"(L) x 3"(W) x 3 1/4"(H)

### Wattage

20W / 40W / 80W

### Voltage Input

120-277VAC 60Hz

### Efficacy

105 LPW


### Dimming

0~10V Dimmable

### Finish

Heavy Die-Formed Steel  
Shatter Resistant Translucent Lens  
White Finish

### Color Temperatures



### Features



### Accessory



Catalog No.	Fig.	Catalog No.	Fig.
LSL-2FT-20W-MCT-D-SEN	A.	LSL-2FT-20W-MCT-D-EM-SEN	A.
LSL-4FT-40W-MCT-D-SEN	B.	LSL-4FT-40W-MCT-D-EM-SEN	B.
LSL-8FT-80W-MCT-D-SEN	C.	LSL-8FT-80W-MCT-D-EM-SEN	C.

### Factory-Installed Options

Watts	EM Options	Description	Plug-In Cord	Description	Paint	Sensor	Description
ALL MODELS	OPT-EM-CM1INT	INTERNAL	OPT-HBC-125TL-BK	8FT, 15A, 125V, WHT	N/A	OPT-SEN-2US	ULTRASONIC BI-LEVEL DIMMING (REMOTE NOT NEEDED)
	OPT-EM-CM1INT	INTERNAL	OPT-HBC-277TL-WH	8FT, 15A, 277V, WHT		INTERNAL FOR ALL MODELS	
	OPT-EM-CM1INT	INTERNAL	OPT-HBC-1255B-WH	10FT, 15A, 125V, 18/3STR, WHT		WEC-3RC	OPTIONAL RC